

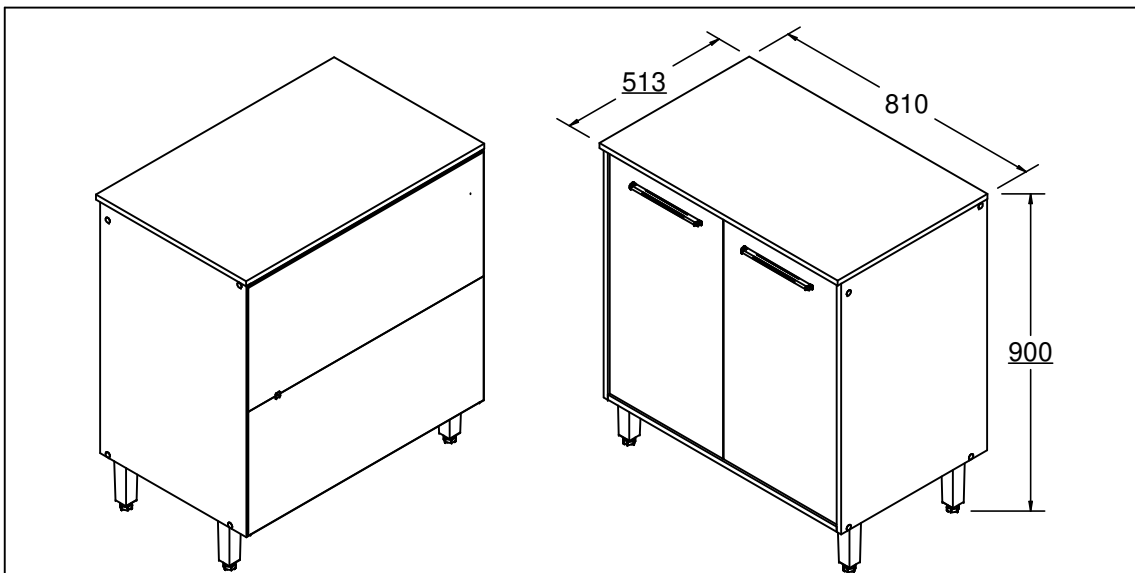
JA9101 BALCÃO 80

Instruções de montagem Assembly Instructions / Instrucciones de Montaje

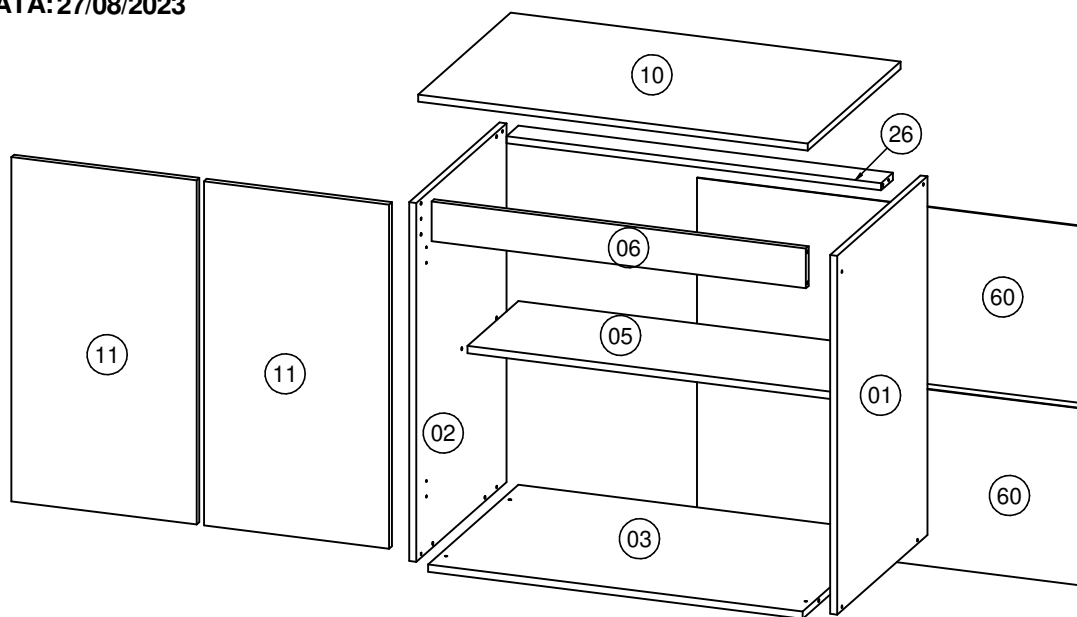


DELMARCO









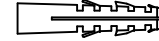










1



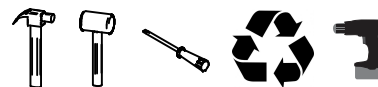
REV.: 00
DATA: 27/08/2023



LISTA DE PEÇAS / LISTA DE PIEZAS / PARTS LIST			
COD	DESCRIÇÃO / DESCRIPCIÓN / DESCRIPTION	DIM / DIM / DIM	QTD
01	LATERAL DIREITA/ LATERAL DERECHO/ RIGHT SIDE	740 x 497 x 15	1
02	LATERAL ESQUERDA/ LATERAL IZQUIERDA/ LEFT SIDE	740 x 497 x 15	1
03	BASE/ BASE/ BASE	778 x 497 x 15	1
05	PRATELEIRA/ ESTANTE/ SHELF	778 x 280 x 15	1
06	TRAVESSA/ TRAVESAÑO/ CROSSPIECE	778 x 82 x 15	1
10	TAMPO/ TAPA/ TOP	810 x 510 x 15	1
11	PORTA/ PUERTA/ DOOR	710 x 385 x 15	2
26	TRAVESSA/ TRAVESAÑO/ CROSSPIECE	778 x 65 x 15	1
60	COSTA/ FONDO/ BACK	365 x 800 x 3	2

LISTA DE FERRAGENS / LISTA DE ACCESORIOS / HARDWARE LIST			
COD	DESCRIÇÃO / DESCRIPCIÓN / DESCRIPTION		QTD
A	 CAVILHA Ø6X30 CLAVIJA Ø6X30 WOOD DOWEL Ø6X30		10
B	 PARAFUSO CC 3,5X14 REBAIJE TORNILLO CC 3,5X14 SCREW CC 3,5X14		30
C	 PARAFUSO CC 3,5X40 TORNILLO CC 3,5X40 SCREW CC 3,5X40		8
DA	 DOBRADIÇA BISAGRA HINGE		4
E	 PARAFUSO CF 3,5X30 TORNILLO CF 3,5X30 SCREW CF 3,5X30		4
F	 PARAFUSO CF 4,5X50 TORNILLO CF 4,5X50 SCREW CF 4,5X50		6
G	 SUPORTE FIXAÇÃO SOPORTE DE FIJACION FIXING SUPPORT		2
H	 PROTEÇÃO SUP CANTONEIRA PROTECCIÓN ANGLE BRACKET		2
I	 BUCHA PLÁSTICA CASQUILLO BUSHING		2
L	 CANTONEIRA 18X18 ESQUINERO 18X18 CORNER 18X18		4
M	 PREGO 10X10 CLAVO 10X10 NAIL		40
N	 ADESIVO TAPA FURO ADHESIVO STICKER		8
PE	 PÉ PIE FOOT		4
PX	 PUXADOR TRADOR HANDLE		2
R	 FIXADOR COSTA FIJADOR PARA FONDO BACK SUPPORT		4
S	 SUPORTE PRATELEIRA SOPORTE DE ESTANTE SHELF SUPPORT		4
V	 COLA PEGAMENTO GLUE		1
Y	 PARAFUSO CC 3,5X30 TORNILLO CC 3,5X30 SCREW CC 3,5X30		3
Z	 BATENTE SILICONE SILICONE STOP TAPON SILICONA		2

FERRAMENTAS NECESSÁRIAS:
HERRAMIENTAS NECESARIAS:
NECESSARY TOOLS:



**"IMPORTANTE LER COM ATENÇÃO
E GUARDAR PARA EVENTUAIS CONSULTAS".**
"IMPORTANTE LEER CON ATENCIÓN Y GUARDAR PARA EVENTUALES
CONSULTAS".
"IMPORTANT TO READ CAREFULLY AND SAVE FOR ANY QUERIES".

