
















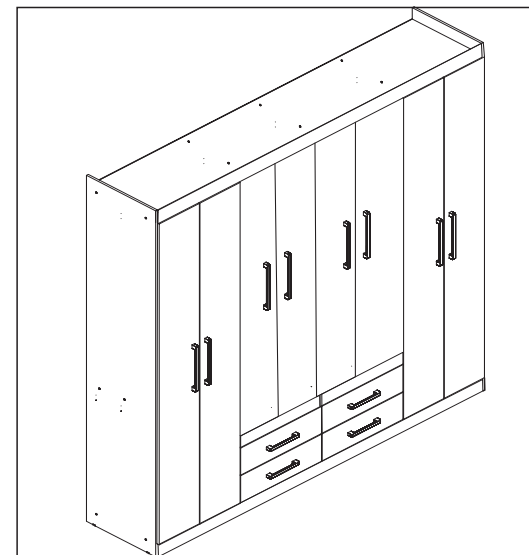


## FERRAGENS / herrajes / hardware

<b>A</b>	Parafuso 3,5 x 40 Tornillo Screw	
<b>B</b>	Puxador Tirador Handle	
<b>C</b>	Dobradiça metálica Bisagra Hinge	
<b>D</b>	Parafuso 3,5 x 25 c/c Tornillo 3,5 x 25 Screw 3,5 x 25	
<b>F</b>	Parafuso 3,5 x 12 c/c Tornillo 3,5 x 12 Screw 3,5 x 12	
<b>G</b>	Prego 10 x 10 c/c Clavo 10 x 10 Nail 10 x 10	
<b>H</b>	Prego 13 x 15 c/c Clavo 13 x 15 Nail 13 x 15	
<b>I</b>	Cavilha 6 x 50 Tacos	
<b>J</b>	Suporte Cabideiro Apoyo Percha Support Hanger	
<b>K</b>	Cantoneira Esquinera Corner	
<b>L</b>	Sapata PÉ ROUPEIRO Shoe	
<b>M</b>	Cavilha 6 x 30 Tacos Pegs	
<b>N</b>	Corrediça Corrediza Slider	
<b>P</b>	Parafuso 4,0 X 16 c/c Tornillo 3,5 x 20 Screw 3,5 x 20	
<b>Q</b>	Parafuso 3,5 X 20 Tornillo 3,5 x 20 Screw 3,5 x 20	
<b>S</b>	Fixador de Costa Fixador Fixador	
<b>O</b>	Suporte Prateleira Apoyo Support	

NUMERAÇÃO DE PEÇAS	
N°	DESCRIÇÃO
1333	Lateral Esquerda / Lateral izquierda/Left side
1332	Lateral direita / Lateral derecha/Right side
1329	Rodapé Frontal / Rodepié Frente/Front footer
1330	Rodapé traseiro / Rodapié trazero/Back drawe
1335	Roda-forro / Roda-forro/wheel-liner
1328	Frete gaveta / Delantera cajón/back drawer
122	Lateral gaveta / Lateral cajón/side drawer
137	Trazeiro gaveta / Trazeiro cajón/back side drawer
1082	Fundo gaveta / Fondo cajón/back drawer
1331	Costas / Espalda/back
1326	Porta grande / Puerta grande/big door
1327	Porta pequena / Puerta pequeña/little door
1336	Tampo superior / Tampo superior/top higher
1337	Tampo baixo / Tampo abajo/top dawn
1343	Prateleiras movel
1334	Aplique gavetas
1344	Prateleira fixa cima central
1341	Divisão / División central
1339	Divisão / División direita
1340	Divisão / División esquerda
1342	Prateleiras movel fixa
1338	Prateleira fixa da gaveta

ACESSÓRIOS	
N°	DESCRIÇÃO
42714	Pau cabide / Madera percha/stick hanger
F23048	Ferragem
2126	Puxadores
2558	Corrediças



### AVISO

Para limpeza do seu móvel utilize flanela seca ou levemente umedecida, sem produtos químicos!

### WARNING

To clean your mobile use dry cloth or slightly moistened, no chemicals!

### ADVERTENCIA

Para limpiar su mueble use un paño seco o ligeramente humedecido, sin productos químicos!

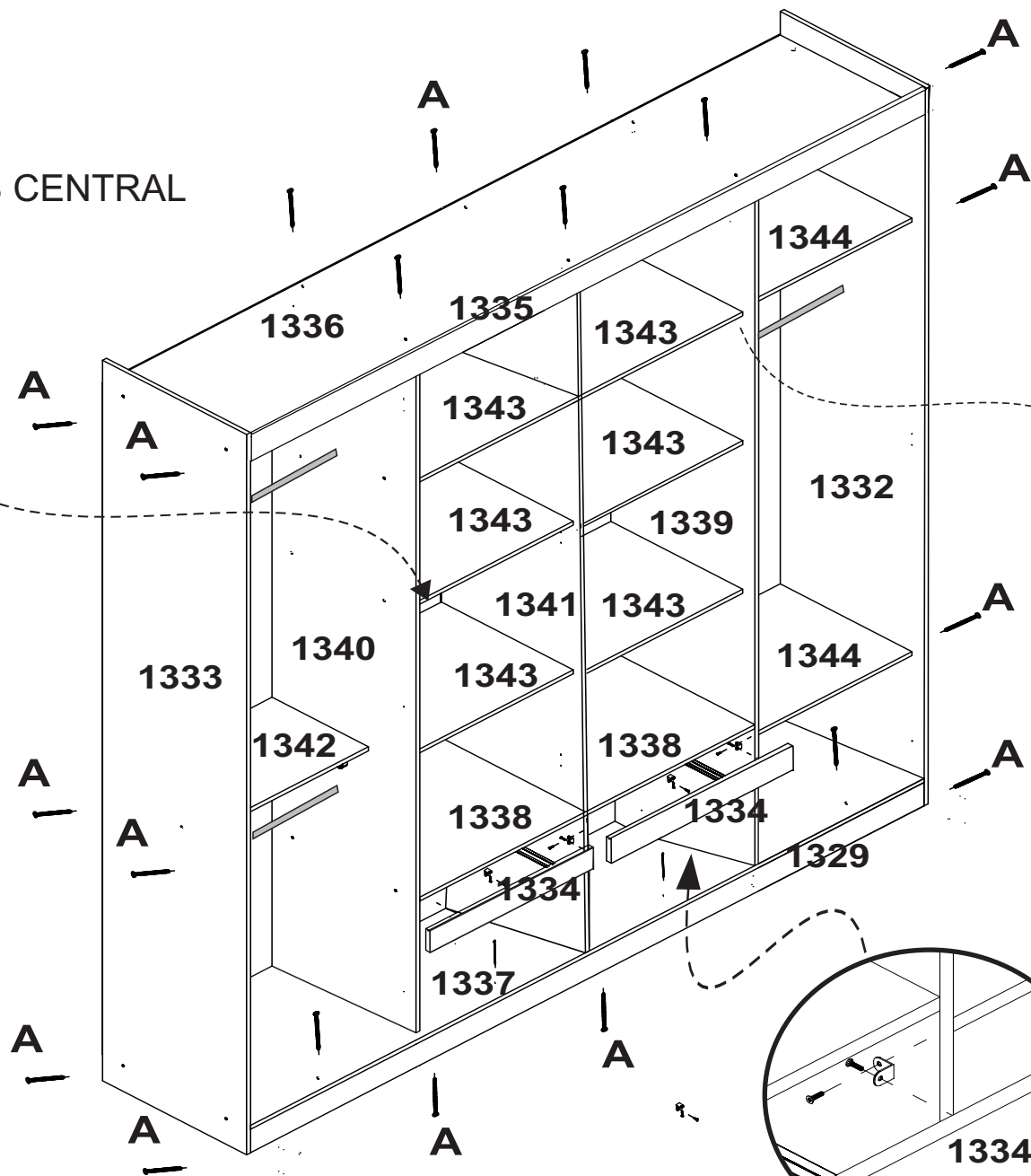
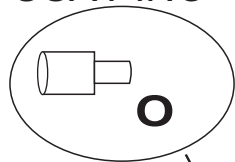


Ferramentas necessárias (Não fornecidas)  
Tools Required (Not Provided)  
Herramientas necesarias (no incluidas)

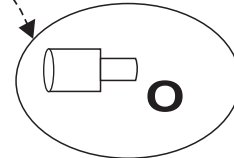


Martelo Chave Philips Chave Fenda Trena Parafusadeira

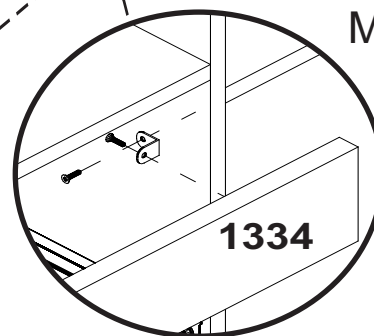
PRATELEIRAS CENTRAL  
TUDO MOVEL  
USA PINO



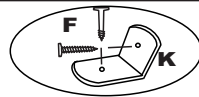
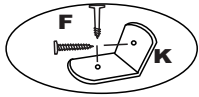
PRATELEIRAS CENTRAL  
TUDO MOVEL  
USA PINO



FIXAR APLIQUE COM  
CANTONEIRA, COMO  
MOSTRA DESENHO



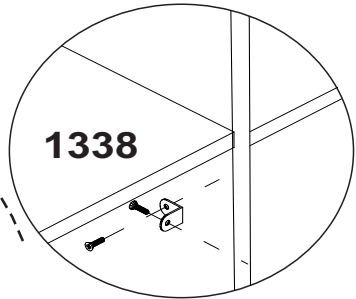
Suporte de Cabide  
Apoyo de percha



Suporte de Cabide  
Apoyo de percha



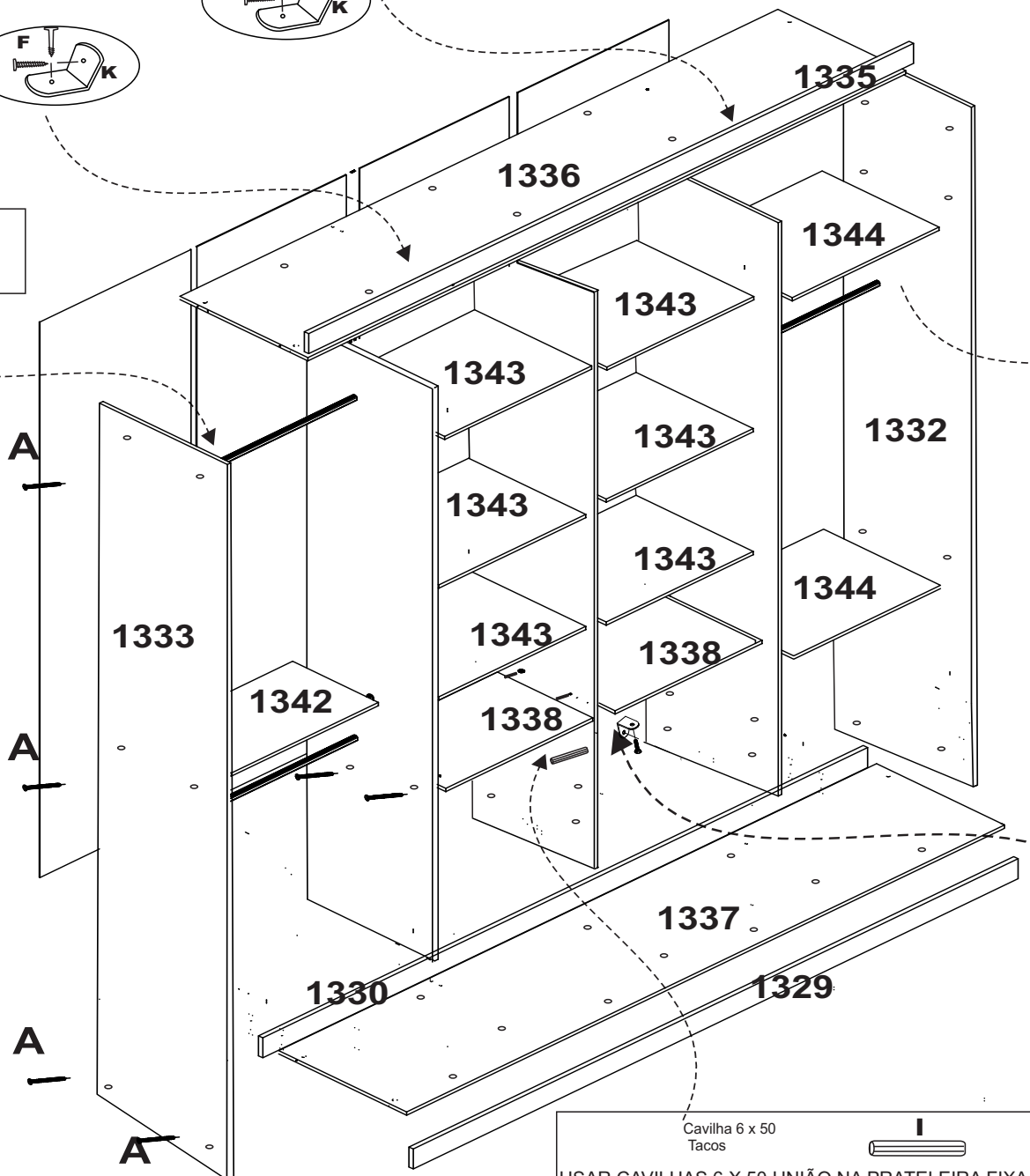
USAR CANTONEIRA METAL  
18 X 18 FIXAR TAMPOS



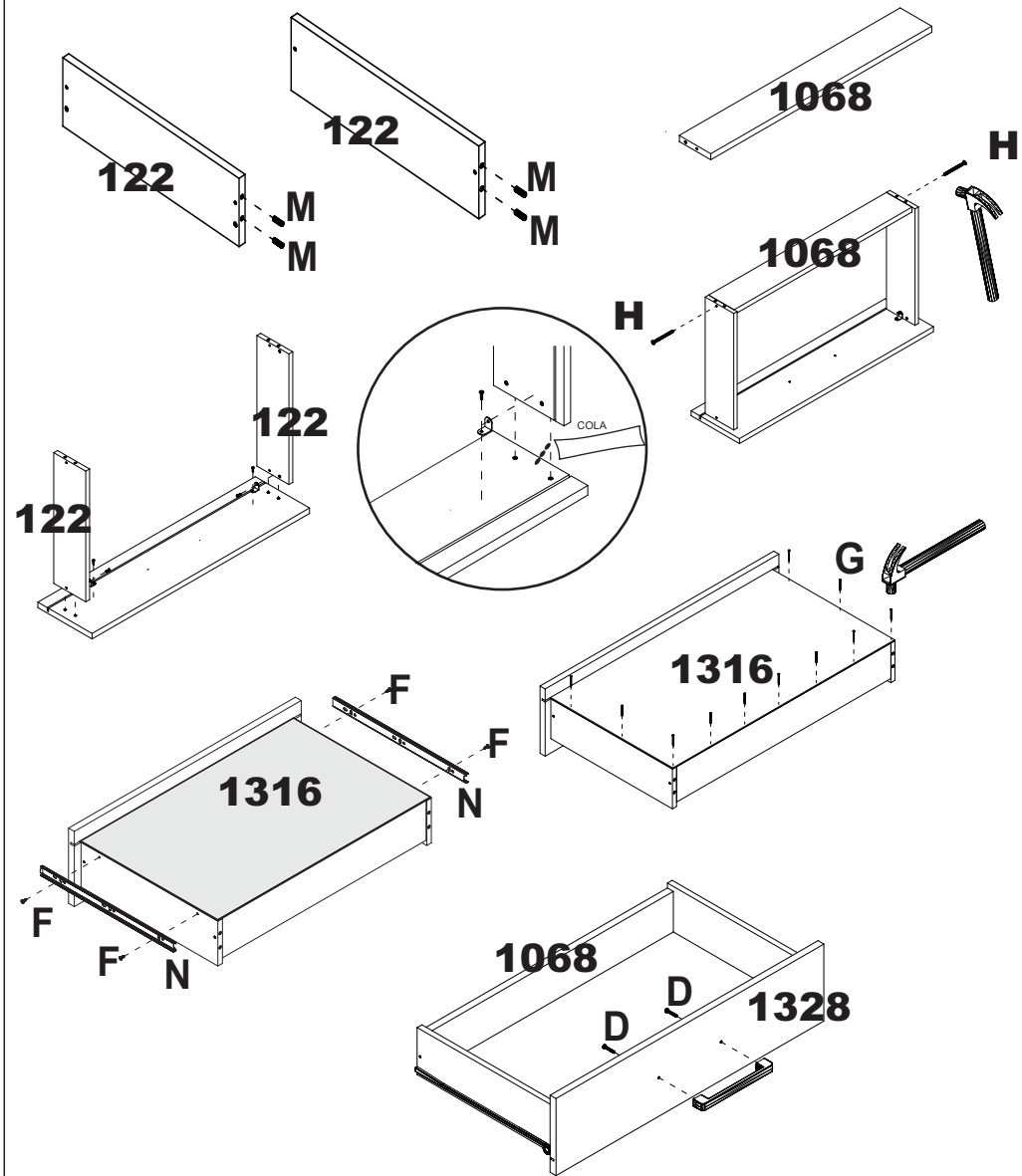
Cavilha 6 x 50  
Tacos



USAR CAVILHAS 6 X 50 UNIÃO NA PRATELEIRA FIXA DAS GAVETAS



# MONTAGEM GAVETAS



**“Usar cola em todas as cavilhas”**  
 “Use glue on all wood peg”  
 “Utilizar cola en todos los tarugos de madera”

