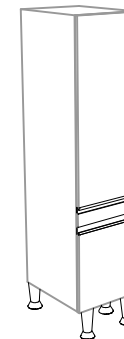




# PANELEIRO GRETA REF. CZ 6954

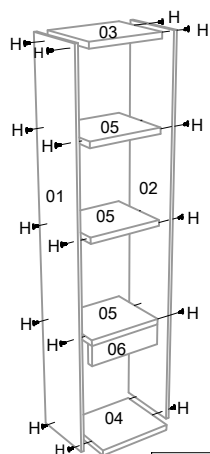
## MANUAL DE MONTAGEM INSTRUCCIONES DE ARMADO ASSEMBLE INSTRUCTIONS



### FERRAGENS / HERRAJES

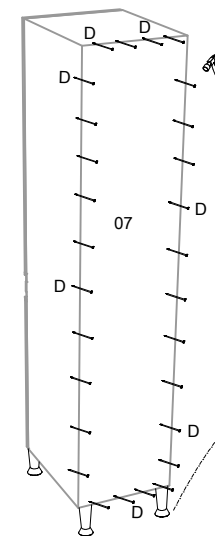
A		Cavilhas 6 x 30 Tacos Pegs
B		Puxador Perfil Tirador Puller
C		Parafuso + Flange 3,5 x 14 Tomilo 3,5 x 14 Screw 3,5 x 14
D		Prego 10 x 10 Taxa 10 x 10 Nail 10 x 10
E		Cantoneira Acorrale Corner
F		Parafuso 3,5 x 14 Tomilo 3,5 x 14 Screw 3,5 x 14
G		Parafuso + Flange 4,5 x 50 Tomilo 4,5 x 50 Screw 4,5 x 50
H		Parafuso 3,5 x 40 Tomilo 3,5 x 40 Screw 3,5 x 40
I		Dobradiça Hinge Bisagra
J		Pé Cônico Pie Cónico Tapered Foot
K		Bucha Casquillo Bushing
L		Cola Pegamento Paste
M		Batente de Silicone Tope de Silicone Silicone Stop

①



Unir as laterais, prateleiras, tampo e base utilizando os parafusos (H).

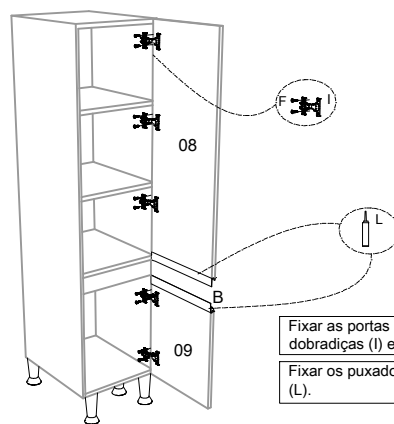
②



Fixas as costas do módulo utilizando os pregos (D).

Fixar os pés (J) utilizando os parafusos (G).

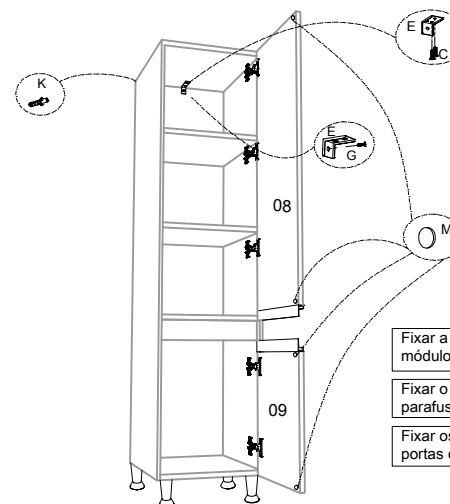
③



Fixar as portas no módulo utilizando as dobradiças (I) e os parafusos (F).

Fixar os puxadores (B) utilizando a cola (L).

④



Fixar a cantoneira (E) no tampo do módulo utilizando os parafusos (C).

Fixar o módulo na parede utilizando os parafusos (G) e a bucha (K).

Fixar os batentes de silicone (M) nas portas do módulo.