

**MÓDULO INFERIOR 80CM 3 GAV. / LOWER MODULE 80CM 3 DRAWER / MÓDULO INFERIOR 80CM 3 CAJONES**  
**PH-3041**

**Montagem**

Recomenda-se a leitura prévia das instruções de montagem e profissionais especializados para montar.

**Assistência**

Caso ocorra problema com algum dos componentes, sublinhe-o, identifique o problema e retorne esta relação, via fax ou outro meio de comunicação disponível para o representante.

-----  
Assinatura do cliente

**Assembly**

Before the assembling is recommended to read carefully the assembly instruction by professional assemblers.

**Assistence**

If happen problems with any component, underline the same, identify the problem and send back this relation immediately, by fax or other way.

-----  
Client signature

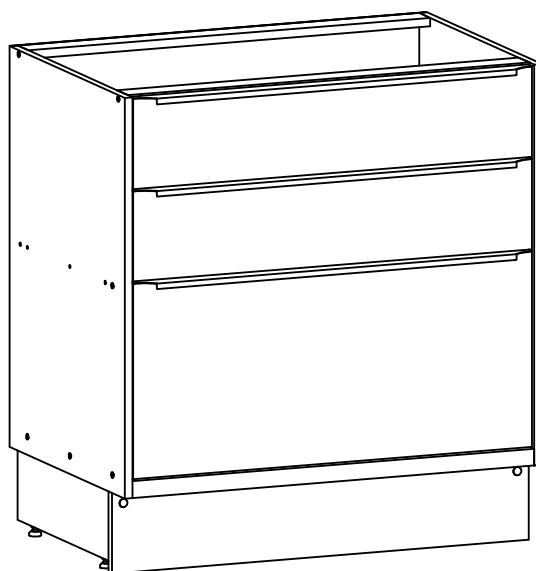
**Montaje**

Se recomienda la lectura previa de las instrucciones de montaje y profesionales especializados para montarlos.

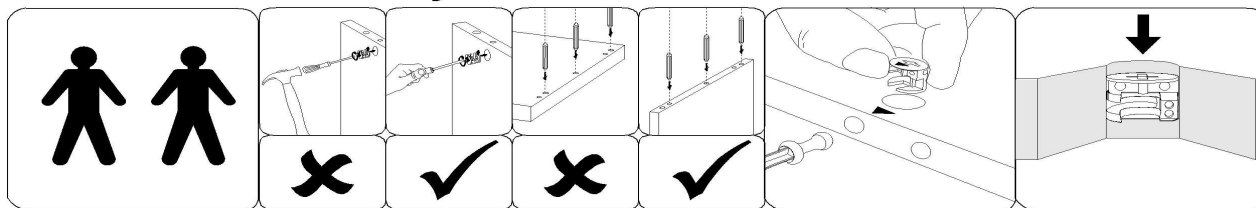
**Assistencia**

Caso sucedan problemas con alguno de los componentes, subraye el componente, identifique el problema, y retorne esta copia via fax u otro medio de comunicación posible.

-----  
Assinatura del cliente



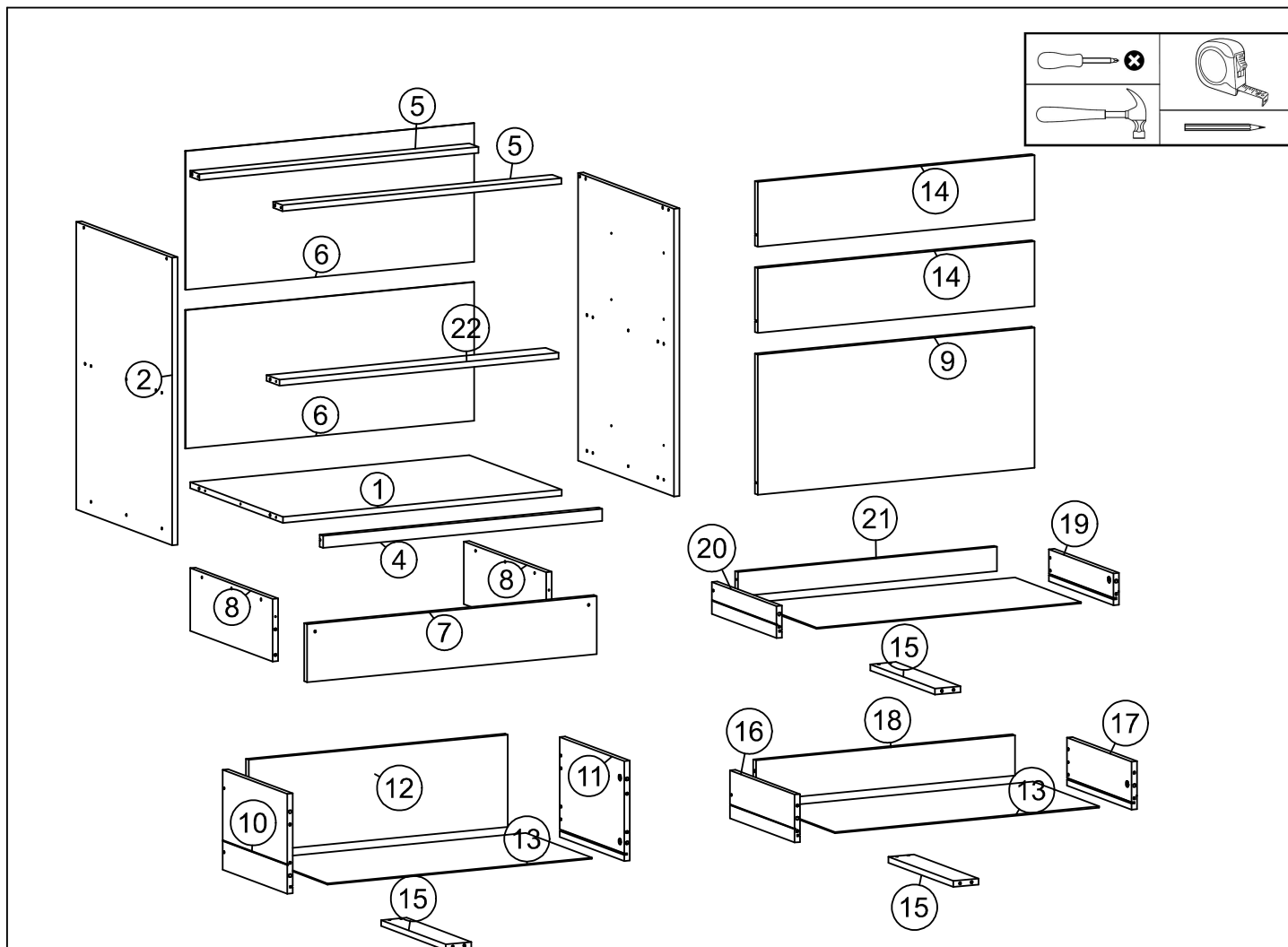
**Atenção / Attention / Atención**



A Heval se reserva o direito de efetuar alterações nos produtos de suas linhas sem aviso prévio, quando entender necessário.

Herval reserves the right to effect modifications in the products, without previous advice, when understand necessary.

Herval se reserva el derecho de hacer las modificaciones que juzgue necesarias en sus productos, sin aviso previo, cuando lo crea necesario.



## PARTS LIST

| ÍNDICE / INDEX | CÓD. / CODE / COD | PEÇA / PART / PIEZA                      | MED/MEASURE      | QTDE / QUANTITY |
|----------------|-------------------|--|------------------|-----------------|
| 1              | 158677E           | BASE                                     | 770.0x501.0x15.0 | 1               |
| 2              | 158646E           | LATERAL ESQUERDA                         | 720.0x520.0x15.0 | 1               |
| 3              | 158647E           | LATERAL DIREITA                          | 720.0x520.0x15.0 | 1               |
| 4              | 158678E           | VISTA FRONTAL MÉDIA                      | 770.0x30.0x18.0  | 1               |
| 5              | 158679E           | TRAVESSA UNIÃO                           | 770.0x50.0x15.0  | 2               |
| 6              | 158680E           | FUNDO                                    | 796.0x347.0x3.0  | 2               |
| 7              | 158683E           | RODAPÉ DA FRENTE                         | 799.0x145.0x15.0 | 1               |
| 8              | 158663E           | RODAPÉ LATERAL                           | 446.0x157.0x15.0 | 2               |
| 9              | 158686E           | FRENTE GAVETA MAIOR                      | 764.0x351.0x15.0 | 1               |
| 10             | 158847E           | LAT.GAV.ESQ.MAIOR                        | 350.0x250.0x15.0 | 1               |
| 11             | 158848E           | LAT.GAV.DIR.MAIOR                        | 350.0x250.0x15.0 | 1               |
| 12             | 158688E           | TRASEIRO GAVETA MAIOR                    | 715.0x231.0x15.0 | 1               |
| 13             | 158689E           | FUNDO GAVETA                             | 729.0x357.0x3.0  | 3               |
| 14             | 158687E           | FRENTE GAVETA MENOR                      | 764.0x162.0x15.0 | 2               |
| 15             | 158844E           | UNIÃO GAVETA                             | 350.0x70.0x15.0  | 3               |
| 16             | 158850E           | LATERAL GAV. ESQ MENOR                   | 350.0x120.0x15.0 | 1               |
| 17             | 158851E           | LATERAL GAV. DIR. MENOR                  | 350.0x120.0x15.0 | 1               |
| 18             | 158691E           | TRASEIRO GAVETA MENOR                    | 715.0x101.0x15.0 | 1               |
| 19             | 158665E           | LATERAL GAV. DIR. SUP.                   | 350.0x80.0x15.0  | 1               |
| 20             | 158664E           | LATERAL GAV. ESQ. SUP.                   | 350.0x80.0x15.0  | 1               |
| 21             | 158666E           | TRASEIRO GAVETA SUP.                     | 715.0x61.0x15.0  | 1               |
| 22             | 158744E           | TRAVESSA CENTRAL                         | 770.0x70.0x15.0  | 1               |
| 23             | 1608487           | PUXADOR EVOLUTO MAXI C- 5F CHAMP 764MM   | xx               | 3               |
| 24             | 1604114           | CORREDICA TELESCÓPICA SLIM 350MM - (PAR) | xx               | 3               |
| 25             | 1607392           | PERFIL I 769X20x3,8MM CINZA ALUM001      | 769.0x17.0x6.0   | 1               |
| -              | K072569           | KIT ACESSÓRIOS                           | xx               | 1               |

## LISTA DE ACESSÓRIOS / FITTINGS LIST / LISTA DE ACCESORIOS

CÓD. / CODE: K072569

| REF. | PEÇA   | PART                       | PIEZA                    | QTDE | CÓDIGO  |
|------|--|----------------------------|--------------------------|------|---------|
| A    | PARAFUSO 3.5 X 14 CAB. CHATA PHILIPS         | SCREW Ø3.5X14 FLAT HEAD    | TORNILLO Ø3.5 x 14 mm    | 15   | 1607861 |
| B    | SAQUINHO COLA BRANCA 10G                     | GLUE 10G                   | PEGAMENTO 10G            | 2    | 1605372 |
| C    | PARAFUSO MINIFIX DU255                       | CAM BOLT 32xØ6mm           | PERNO DE LEVA 32xØ6mm    | 8    | 1602006 |
| D    | CAVILHA DE MADEIRA 6X40                      | DOWEL Ø6 x 40 mm           | Tarugo Ø6 x 40 mm        | 40   | 1604742 |
| E    | TAMBOR MINIFIX Ø14.9X11MM                    | CAM NUT Ø14.9x11mm         | PORCA DE LEVA Ø14.9x11mm | 8    | 1605358 |
| F    | PARAFUSO 3.5 X 12 CAB. FLANGEADO             | SCREW Ø3.5 X 12 FL         | TORNILLO Ø3.5 x 12 mm    | 6    | -       |
| G    | PARAFUSO 4 X 25 CAB. FLANGEADO               | SCREW Ø4 x 25 mm FLAN HEAD | TORNILLO Ø4 x 25 mm FLAN | 6    | -       |
| H    | PARAFUSO 4 X 14 CAB. CHATA REBAIXADA PHILIPS | SCREW Ø4X14 FLAT HEAD      | TORNILLO Ø4 x 14 mm      | 34   | 1602420 |
| I    | BATENTE SILICONE                             | SILICON ANVIL              | DETENER DE SILICIO       | 3    | 1605349 |
| J    | PARAFUSO 4 X 40 CAB. CHATA PHILIPS           | SCREW Ø4X40 FLAT HEAD      | TORNILLO Ø4 x 40 mm      | 22   | 1604937 |
| K    | PARAFUSO 4 X 25 CAB. CHATA PHILIPS           | SCREW Ø4X25 FLAT HEAD      | TORNILLO Ø4 x 25 mm      | 4    | 1607862 |
| L    | PREGO 10 X 10 C/CABEÇA - Ø1,5 x 23mm         | 10 X 10 NAILS              | CLAVO 10 X 10            | 36   | 1605365 |
| M    | SAPATA NIQUELADA 20mm                        | 20mm NICKEL SHOE           | ZAPATO NIQUEL 20mm       | 4    | -       |
| N    | SUORTE ANGULAR                               | ANGLE SUPORT               | SOPORTE ANGULAR          | 3    | -       |
| O    | TAPA FURO ADESIVO PAPEL 15mm                 | 15MM HOLES COVER ADHESIVE  | ADESIVO TAPA HUECO 15MM  | 21   | -       |
| P    | TAPA FURO ADESIVO PAPEL 22MM                 | 22MM HOLES COVER ADHESIVE  | ADESIVO TAPA HUECO 22MM  | 8    | XXXXXXX |
| Q    | PARAFUSO 3.5 X 35 CAB. CHATA PHILIPS         | SCREW Ø3.5X35 FLAT HEAD    | TORNILLO Ø3.5 x 35 mm    | 6    | 1600316 |
| R    | CANTONEIRA 18x18 (ZB)                        | 18x18 CORNER (ZB)          | CANTONERA 18x18 (ZB)     | 2    | 1604301 |

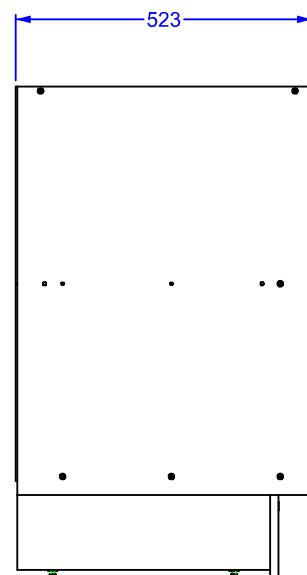
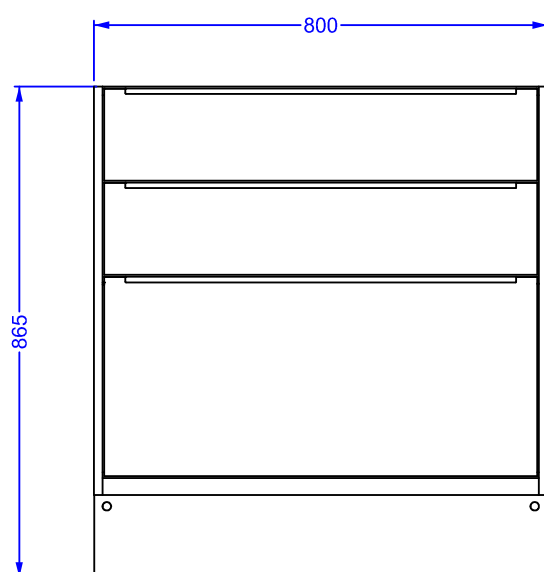
### Opções de Tampo para o móvel Tampo options for the furniture Opciones de Tampo para el mueble

| PH-3047        |             |                     |                  |              |
|----------------|-------------|---------------------|------------------|--------------|
| ÍNDICE / INDEX | CÓD. / CODE | PEÇA / PART / PIEZA | MED/MEASURE      | QTDE / QUANT |
| 1              | F3047       | TAMPO 30MM          | 800.0x525.0x30.0 | 1            |
| 2              | 158739E     | VISTA TAMPO         | 800.0x70.0x15.0  | 1            |

| PH-3048        |             |                       |                  |              |
|----------------|-------------|-----------------------|------------------|--------------|
| ÍNDICE / INDEX | CÓD. / CODE | PEÇA / PART / PIEZA   | MED/MEASURE      | QTDE / QUANT |
| 1              | F3048       | TAMPO COOKTOP 4B 30MM | 800.0x525.0x30.0 | 1            |

| PH-3050        |             |                       |                  |              |
|----------------|-------------|-----------------------|------------------|--------------|
| ÍNDICE / INDEX | CÓD. / CODE | PEÇA / PART / PIEZA   | MED/MEASURE      | QTDE / QUANT |
| 1              | F3050       | TAMPO COOKTOP 5B 30MM | 800.0x525.0x30.0 | 1            |

O Tampo é opcional.  
 The Top is optional.  
 La parte Superior e opcional.




**PASSO 1  
STEP 1  
PASO 1**

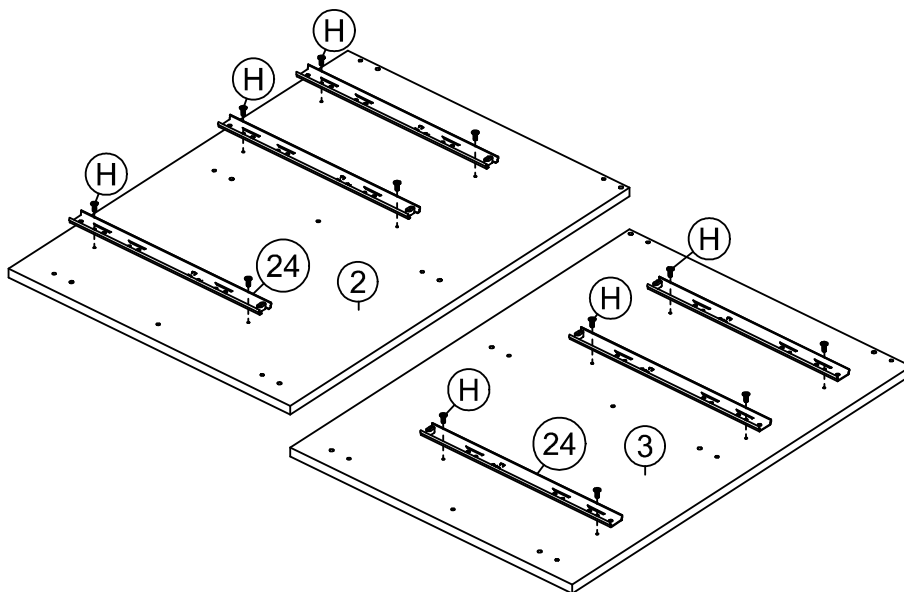
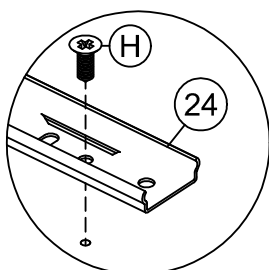
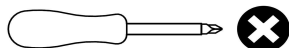
PEÇAS NECESSÁRIAS  
PARTS REQUIRED  
PIEZAS NECESARIAS

| INDICE | QUANT. |
|--------|--------|
| 2      | 1      |
| 3      | 1      |
| 24     | 6      |

FERRAGEM NECESSÁRIA  
HARDWARE REQUIRED  
HERRAMIENTA NECESARIA

| QTDE | IMAGEM  | INDICE |
|------|---|--------|
| 12   |  | H      |

FERRAMENTAS NECESSÁRIAS  
TOOL REQUIRED  
HERRAMIENTA NECESARIA



**PASSO 2  
STEP 2  
PASO 2**

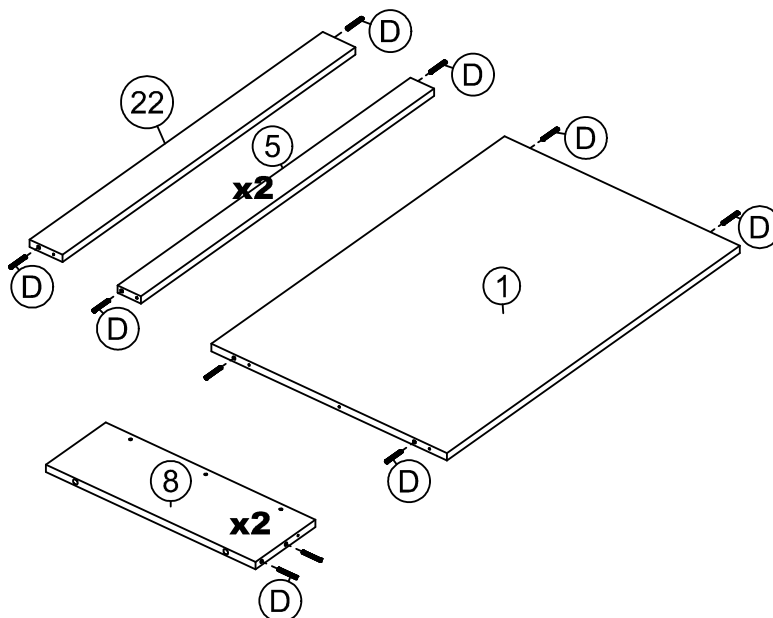
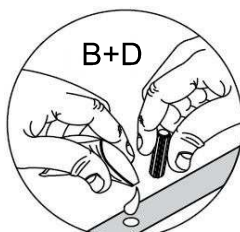
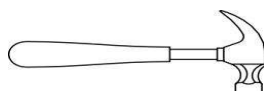
PEÇAS NECESSÁRIAS  
PARTS REQUIRED  
PIEZAS NECESARIAS

| INDICE | QUANT. |
|--------|--------|
| 1      | 1      |
| 5      | 2      |
| 8      | 2      |
| 22     | 1      |

FERRAGEM NECESSÁRIA  
HARDWARE REQUIRED  
HERRAMIENTA NECESARIA

| QTDE | IMAGEM  | INDICE |
|------|---|--------|
| 14   |  | D      |

FERRAMENTAS NECESSÁRIAS  
TOOL REQUIRED  
HERRAMIENTA NECESARIA




**PASSO 3  
STEP 3  
PASO 3**

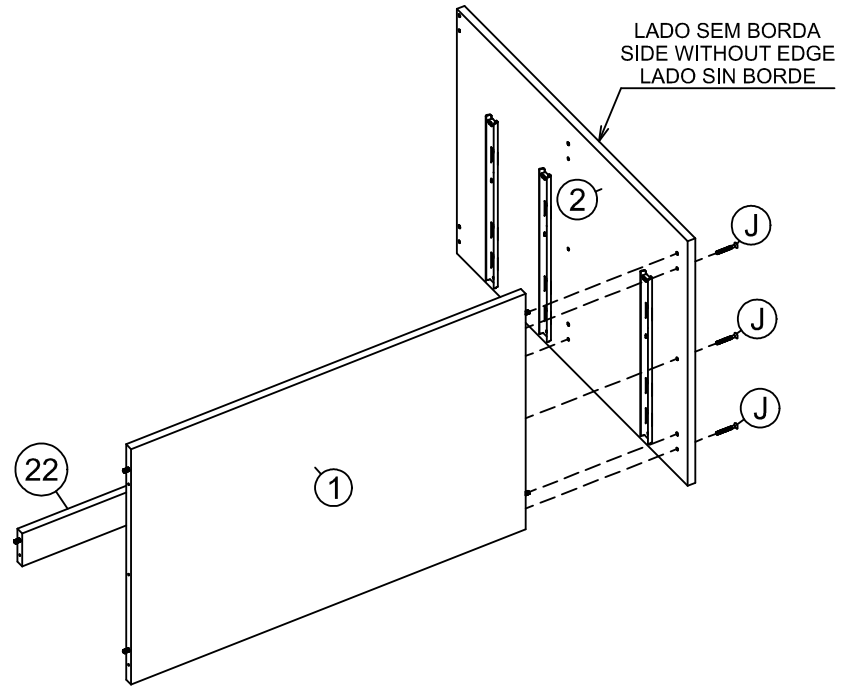
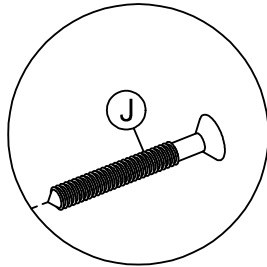
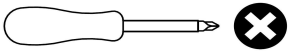
PEÇAS NECESSÁRIAS  
PARTS REQUIRED  
PIEZAS NECESARIAS

| INDICE | QUANT. |
|--------|--------|
| 1      | 1      |
| 2      | 1      |
| 22     | 1      |

FERRAGEM NECESSÁRIA  
HARDWARE REQUIRED  
HERRAMIENTA NECESARIA

| QTDE | IMAGEM  | INDICE |
|------|---|--------|
| 4    |  | J      |

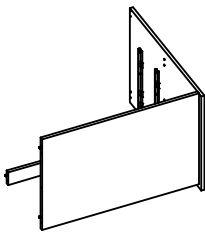
FERRAMENTAS NECESSÁRIAS  
TOOL REQUIRED  
HERRAMIENTA NECESARIA




**PASSO 4  
STEP 4  
PASO 4**

PEÇAS NECESSÁRIAS  
PARTS REQUIRED  
PIEZAS NECESARIAS

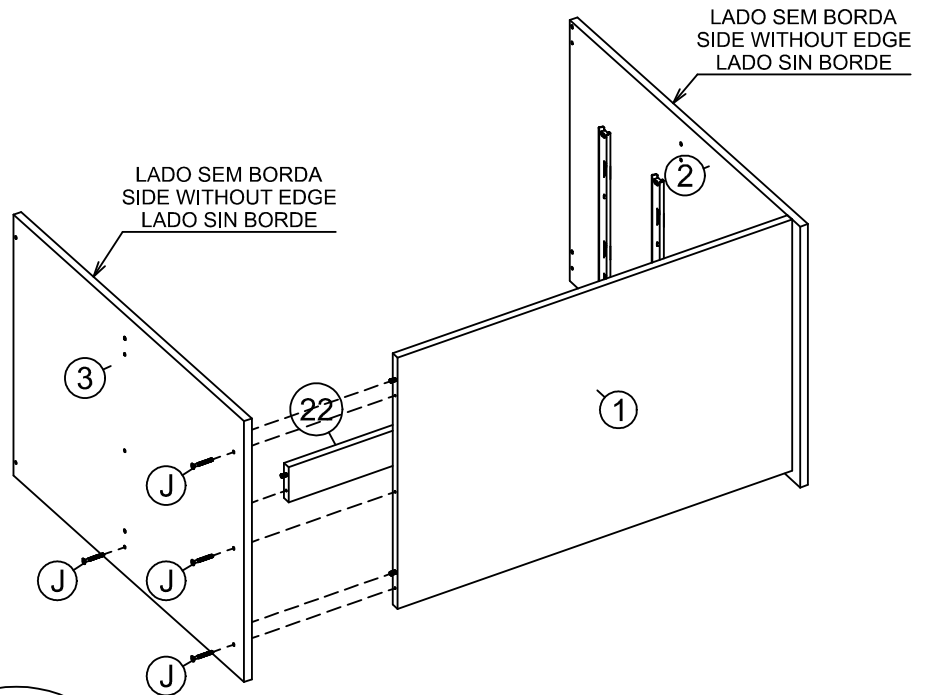
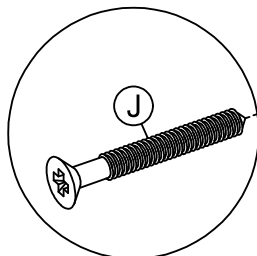
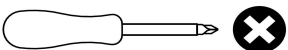
| INDICE | QUANT. |
|--------|--------|
| 3      | 1      |



FERRAGEM NECESSÁRIA  
HARDWARE REQUIRED  
HERRAMIENTA NECESARIA

| QTDE | IMAGEM  | INDICE |
|------|---|--------|
| 4    |  | J      |

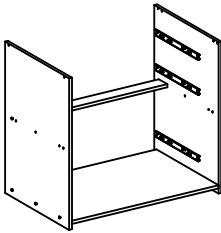
FERRAMENTAS NECESSÁRIAS  
TOOL REQUIRED  
HERRAMIENTA NECESARIA



**PASSO 5  
STEP 5  
PASO 5**

PEÇAS NECESSÁRIAS  
PARTS REQUIRED  
PIEZAS NECESARIAS

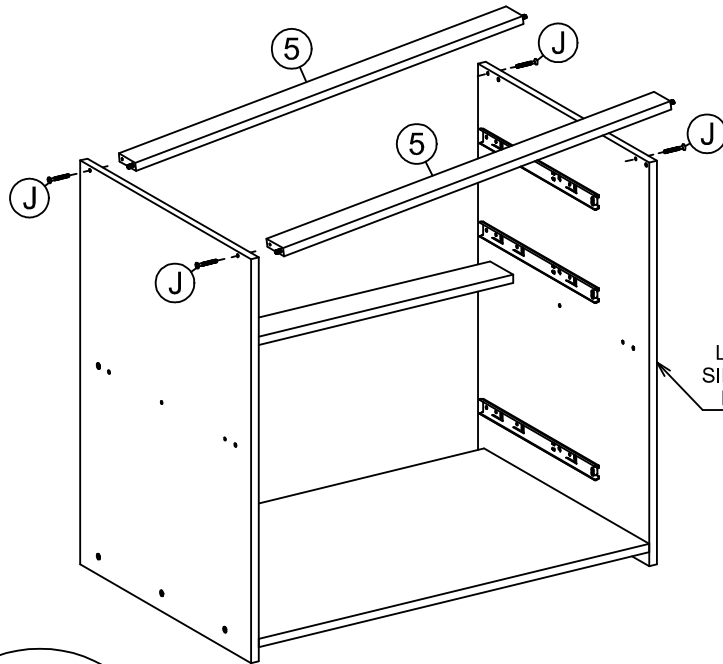
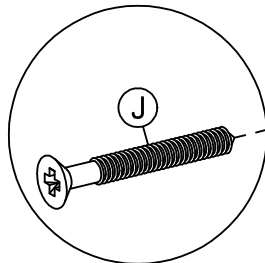
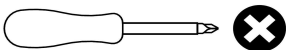
| INDICE | QUANT. |
|--------|--------|
| 5      | 2      |



FERRAGEM NECESSÁRIA  
HARDWARE REQUIRED  
HERRAMIENTA NECESSARIA

| QTDE | IMAGEM | INDICE |
|------|--------|--------|
| 4    |        | J      |

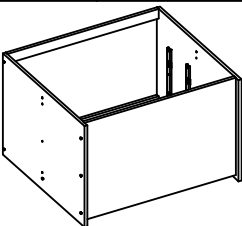
FERRAMENTAS NECESSÁRIAS  
TOOL REQUIRED  
HERRAMIENTA NECESSARIA



**PASSO 6  
STEP 6  
PASO 6**

PEÇAS NECESSÁRIAS  
PARTS REQUIRED  
PIEZAS NECESARIAS

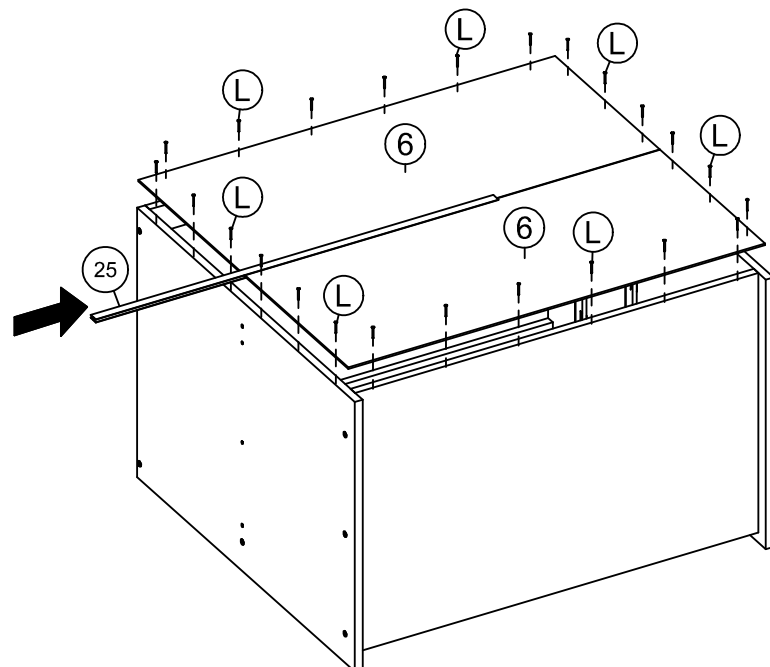
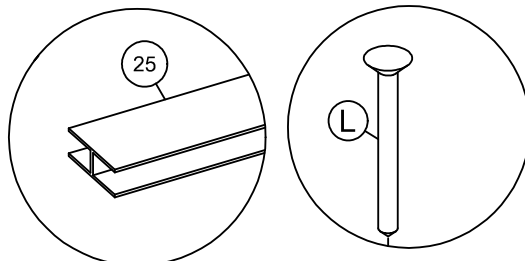
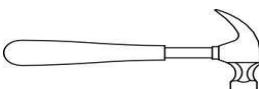
| INDICE | QUANT. |
|--------|--------|
| 6      | 2      |
| 25     | 1      |



FERRAGEM NECESSÁRIA  
HARDWARE REQUIRED  
HERRAMIENTA NECESSARIA

| QTDE | IMAGEM | INDICE |
|------|--------|--------|
| 24   |        | L      |

FERRAMENTAS NECESSÁRIAS  
TOOL REQUIRED  
HERRAMIENTA NECESSARIA







**PASSO 7  
STEP 7  
PASO 7**

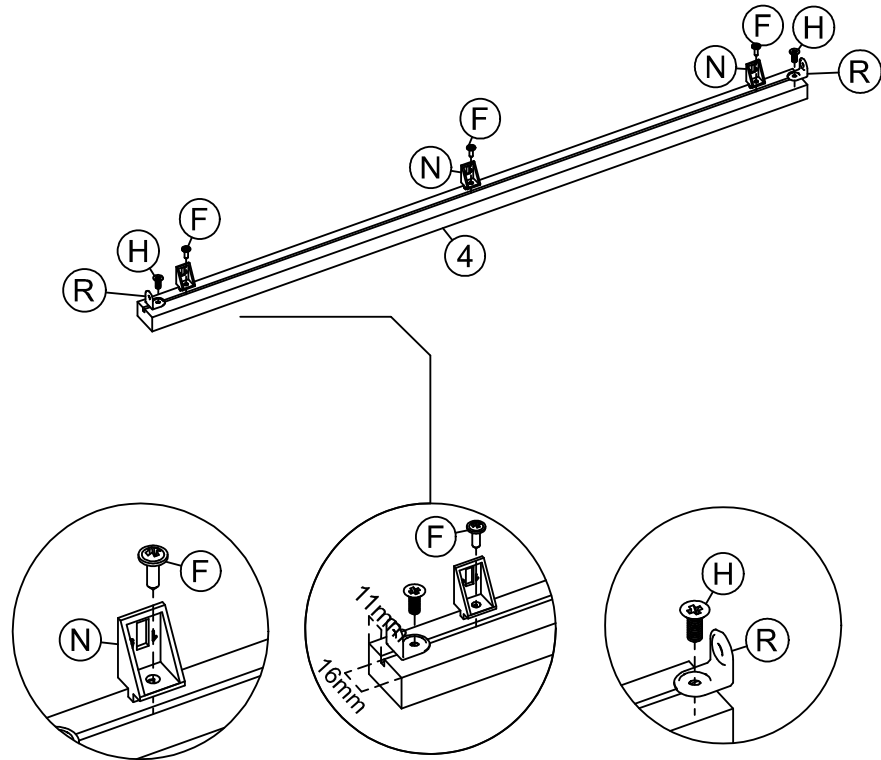
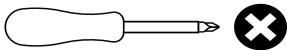
PEÇAS NECESSÁRIAS  
PARTS REQUIRED  
PIEZAS NECESARIAS

| INDICE | QUANT. |
|--------|--------|
| 4      | 1      |

FERRAGEM NECESSÁRIA  
HARDWARE REQUIRED  
HERRAMIENTA NECESARIA

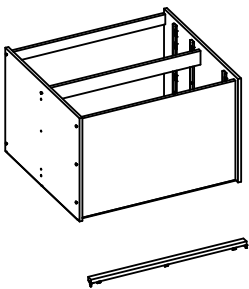
| QTDE | IMAGEM  | INDICE |
|------|---|--------|
| 3    |  | F      |
| 2    |  | H      |
| 3    |  | N      |
| 2    |  | R      |

FERRAMENTAS NECESSÁRIAS  
TOOL REQUIRED  
HERRAMIENTA NECESARIA





**PASSO 8  
STEP 8  
PASO 8**

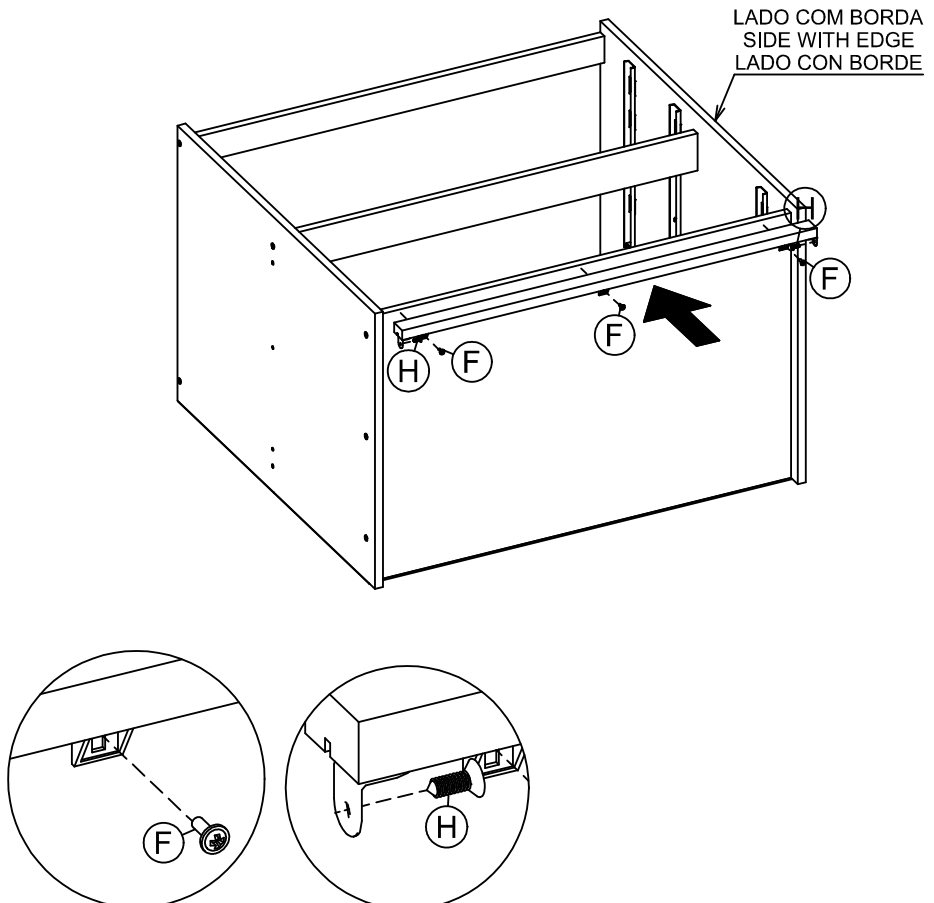
PEÇAS NECESSÁRIAS  
PARTS REQUIRED  
PIEZAS NECESARIAS



FERRAGEM NECESSÁRIA  
HARDWARE REQUIRED  
HERRAMIENTA NECESARIA

| QTDE | IMAGEM  | INDICE |
|------|---|--------|
| 3    |  | F      |
| 2    |  | H      |

FERRAMENTAS NECESSÁRIAS  
TOOL REQUIRED  
HERRAMIENTA NECESARIA






**PASSO 9  
STEP 9  
PASO 9**

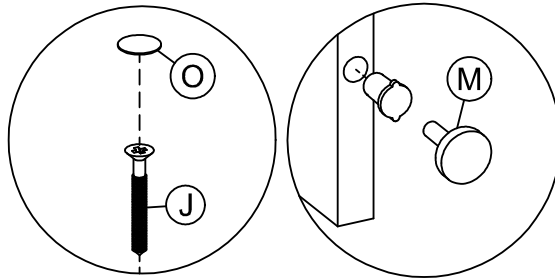
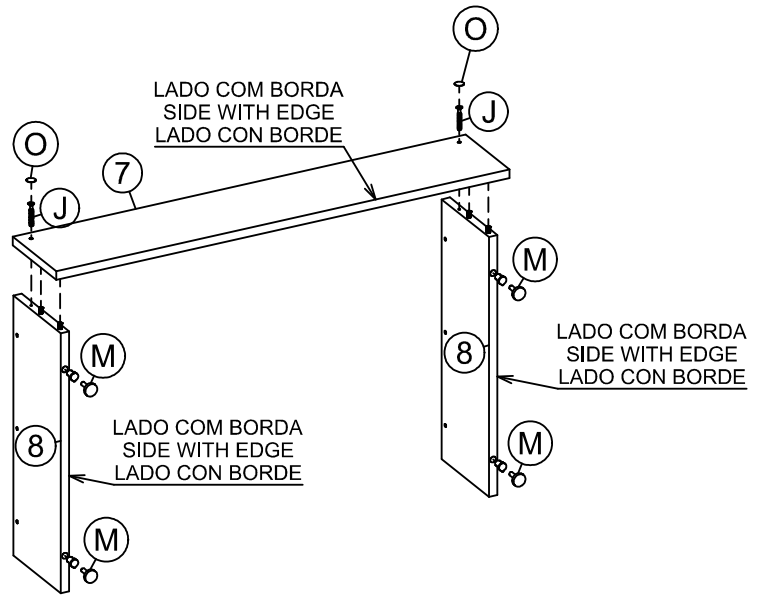
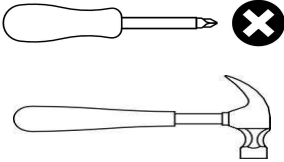
PEÇAS NECESSÁRIAS  
PARTS REQUIRED  
PIEZAS NECESARIAS

| INDICE | QUANT. |
|--------|--------|
| 7      | 1      |
| 8      | 2      |

FERRAGEM NECESSÁRIA  
HARDWARE REQUIRED  
HERRAMIENTA NECESARIA

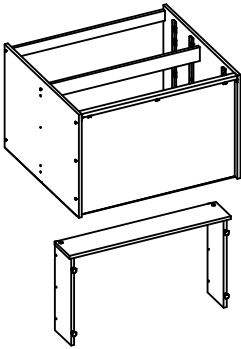
| QTDE | IMAGEM  | INDICE |
|------|---|--------|
| 2    |  | J      |
| 4    |  | M      |
| 2    |  | O      |

FERRAMENTAS NECESSÁRIAS  
TOOL REQUIRED  
HERRAMIENTA NECESARIA





**PASSO 10  
STEP 10  
PASO 10**

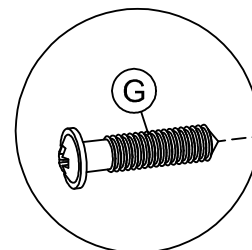
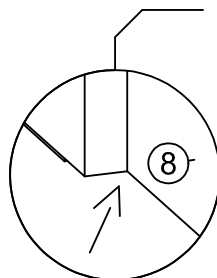
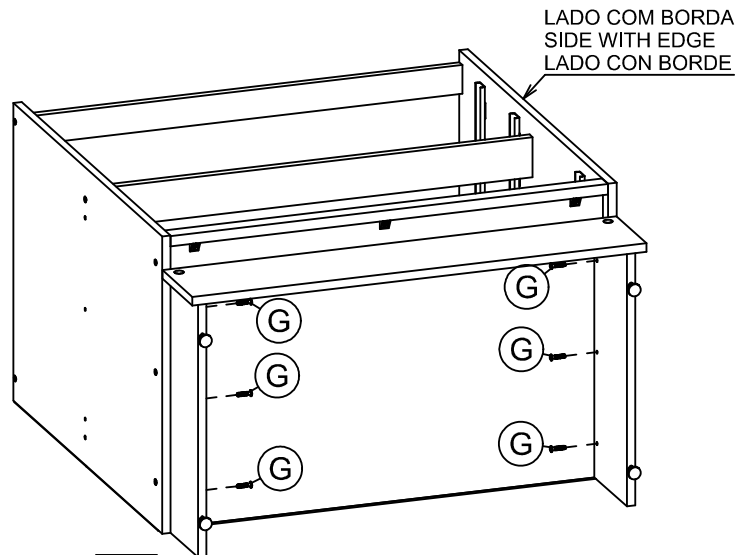
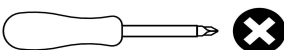
PEÇAS NECESSÁRIAS  
PARTS REQUIRED  
PIEZAS NECESARIAS



FERRAGEM NECESSÁRIA  
HARDWARE REQUIRED  
HERRAMIENTA NECESARIA

| QTDE | IMAGEM  | INDICE |
|------|---|--------|
| 6    |  | G      |
| 2    |  | O      |

FERRAMENTAS NECESSÁRIAS  
TOOL REQUIRED  
HERRAMIENTA NECESARIA



FACEAR COM A PARTE TRASEIRA DO MÓVEL.  
FACE WITH THE BACK OF THE FURNITURE.  
CARA CON LA PARTE POSTERIOR DEL MUEBLE.



**PASSO 11  
STEP 11  
PASO 11**

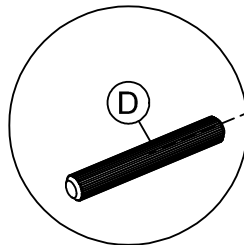
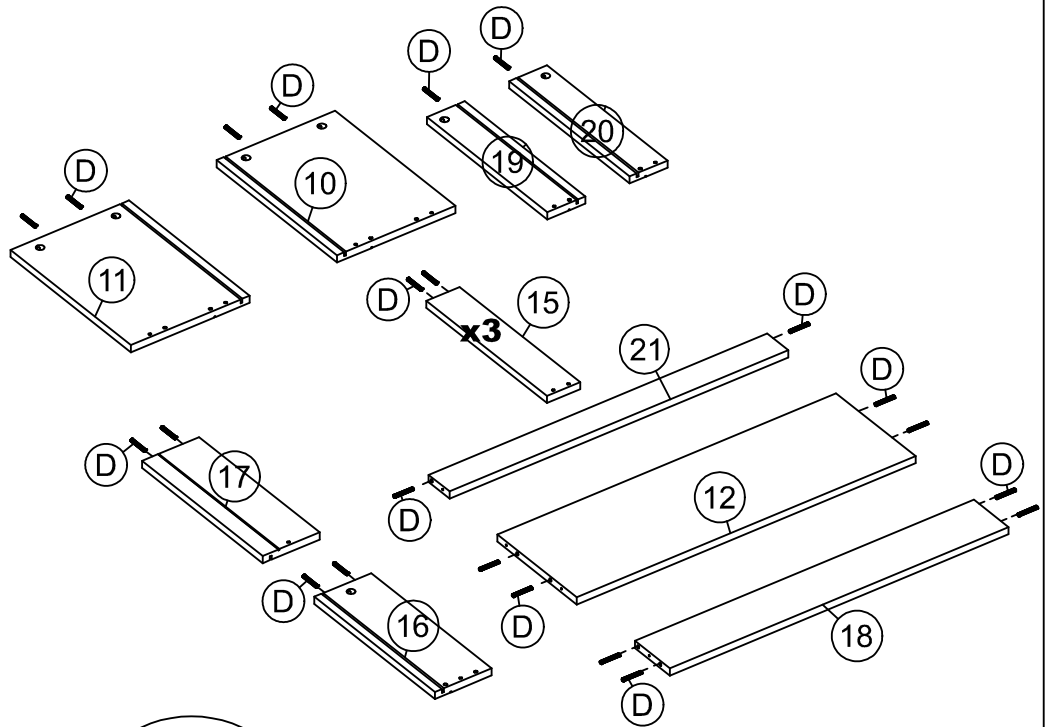
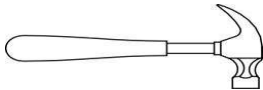
PEÇAS NECESSÁRIAS  
PARTS REQUIRED  
PIEZAS NECESARIAS

| INDICE | QUANT. |
|--------|--------|
| 10     | 1      |
| 11     | 1      |
| 12     | 1      |
| 15     | 3      |
| 16     | 1      |
| 17     | 1      |
| 18     | 1      |
| 19     | 1      |
| 20     | 1      |
| 21     | 1      |

FERRAGEM NECESSÁRIA  
HARDWARE REQUIRED  
HERRAMIENTA NECESARIA

| QTDE | IMAGEM  | INDICE |
|------|---|--------|
| 26   |  | D      |

FERRAMENTAS NECESSÁRIAS  
TOOL REQUIRED  
HERRAMIENTA NECESARIA



**PASSO 12  
STEP 12  
PASO 12**

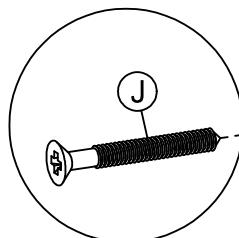
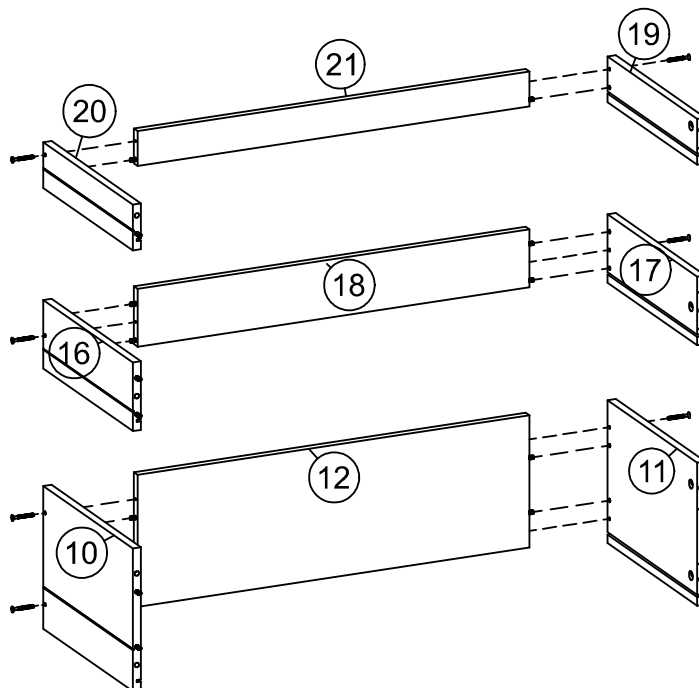
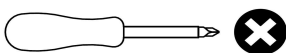
PEÇAS NECESSÁRIAS  
PARTS REQUIRED  
PIEZAS NECESARIAS

| INDICE | QUANT. |
|--------|--------|
| 10     | 1      |
| 11     | 1      |
| 12     | 1      |
| 16     | 1      |
| 17     | 1      |
| 18     | 1      |
| 19     | 1      |
| 20     | 1      |
| 21     | 1      |

FERRAGEM NECESSÁRIA  
HARDWARE REQUIRED  
HERRAMIENTA NECESARIA

| QTDE | IMAGEM  | INDICE |
|------|---|--------|
| 8    |  | J      |

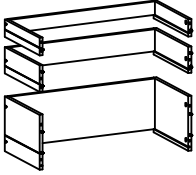
FERRAMENTAS NECESSÁRIAS  
TOOL REQUIRED  
HERRAMIENTA NECESARIA



**PASSO 13**  
**STEP 13**  
**PASO 13**

PEÇAS NECESSÁRIAS  
PARTS REQUIRED  
PIEZAS NECESARIAS

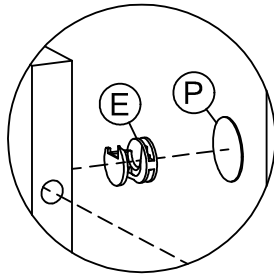
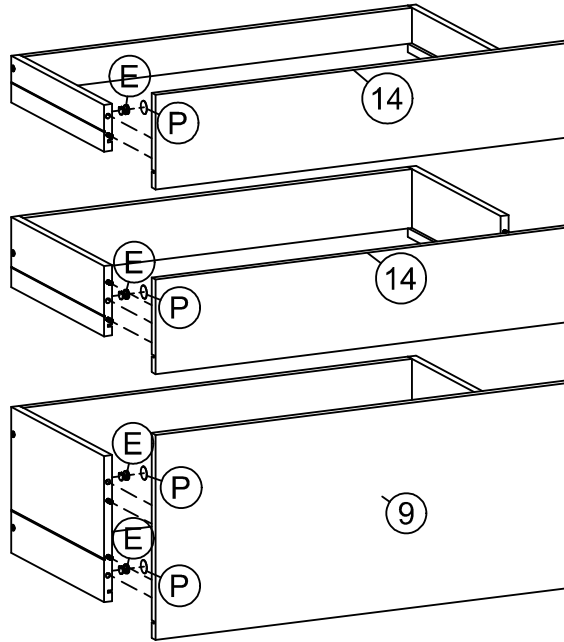
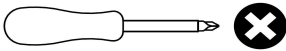
| INDICE | QUANT. |
|--------|--------|
| 9      | 1      |
| 14     | 2      |



FERRAGEM NECESSÁRIA  
HARDWARE REQUIRED  
HERRAMIENTA NECESARIA

| QTDE | IMAGEM | INDICE |
|------|--------|--------|
| 8    |        | E      |
| 8    |        | P      |

FERRAMENTAS NECESSÁRIAS  
TOOL REQUIRED  
HERRAMIENTA NECESARIA



**PASSO 14**  
**STEP 14**  
**PASO 14**

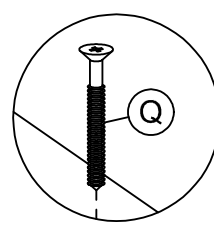
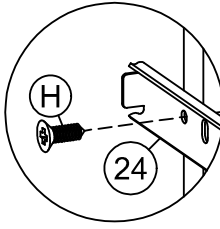
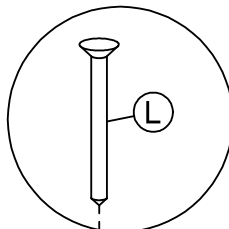
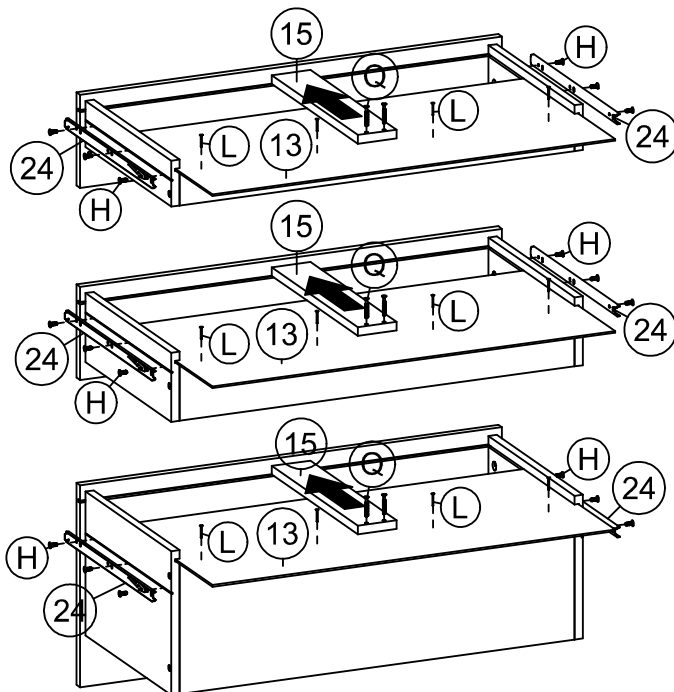
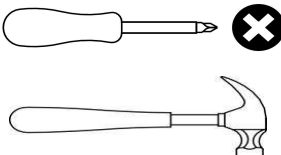
PEÇAS NECESSÁRIAS  
PARTS REQUIRED  
PIEZAS NECESARIAS

| INDICE | QUANT. |
|--------|--------|
| 13     | 3      |
| 15     | 3      |
| 24     | 6      |

FERRAGEM NECESSÁRIA  
HARDWARE REQUIRED  
HERRAMIENTA NECESARIA

| QTDE | IMAGEM | INDICE |
|------|--------|--------|
| 18   |        | H      |
| 12   |        | L      |
| 6    |        | Q      |

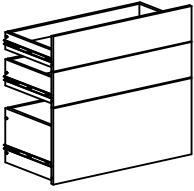
FERRAMENTAS NECESSÁRIAS  
TOOL REQUIRED  
HERRAMIENTA NECESARIA



**PASSO 15**  
**STEP 15**  
**PASO 15**

PEÇAS NECESSÁRIAS  
PARTS REQUIRED  
PIEZAS NECESSARIAS

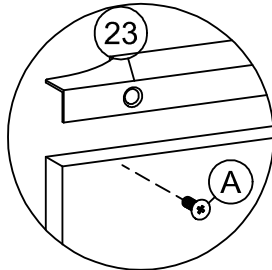
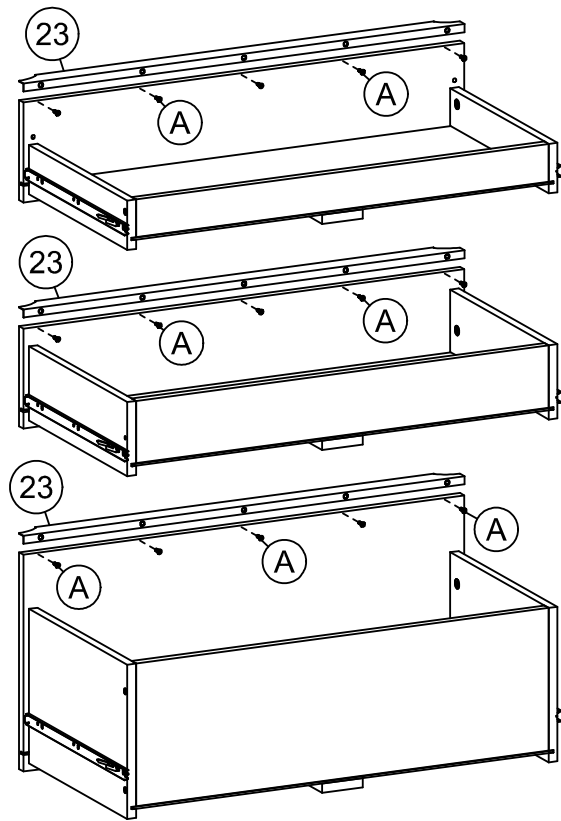
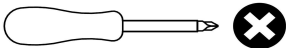
| INDICE | QUANT. |
|--------|--------|
| 23     | 3      |



FERRAGEM NECESSÁRIA  
HARDWARE REQUIRED  
HERRAMIENTA NECESSARIA

| QTDE | IMAGEM | INDICE |
|------|--------|--------|
| 15   |        | A      |

FERRAMENTAS NECESSÁRIAS  
TOOL REQUIRED  
HERRAMIENTA NECESSARIA



**PASSO 16**  
**STEP 16**  
**PASO 16**

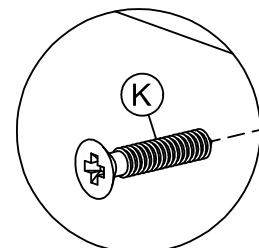
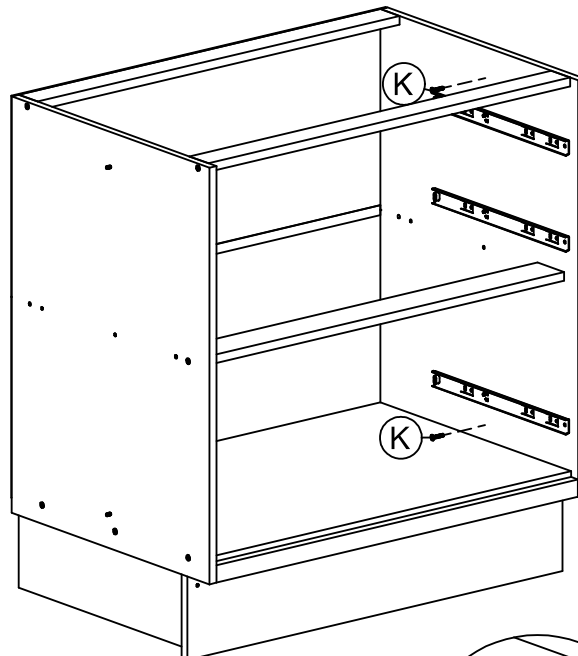
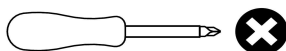
PEÇAS NECESSÁRIAS  
PARTS REQUIRED  
PIEZAS NECESSARIAS

| INDICE | QUANT. |
|--------|--------|
| K      | 4      |

FERRAGEM NECESSÁRIA  
HARDWARE REQUIRED  
HERRAMIENTA NECESSARIA

| QTDE | IMAGEM | INDICE |
|------|--------|--------|
| 4    |        | K      |

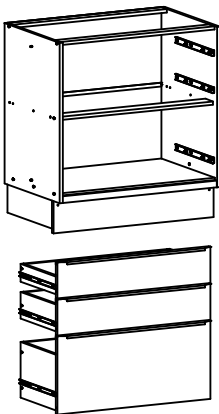
FERRAMENTAS NECESSÁRIAS  
TOOL REQUIRED  
HERRAMIENTA NECESSARIA



Parafusos usados para unir um Módulo a outro.  
Screws used to attach one Module to another.  
Tornillos utilizados para unir un Módulo a otro.

**PASSO 17**  
**STEP 17**  
**PASO 17**

PEÇAS NECESSÁRIAS  
PARTS REQUIRED  
PIEZAS NECESSARIAS



FERRAGEM NECESSÁRIA  
HARDWARE REQUIRED  
HERRAMIENTA NECESSARIA

| QTDE | IMAGEM  | INDICE |
|------|---|--------|
| 3    |  | I      |

FERRAMENTAS NECESSÁRIAS  
TOOL REQUIRED  
HERRAMIENTA NECESSARIA

**Encaixe das gavetas no móvel.**  
**Fitting the drawers to the furniture.**  
**Montaje de los cajones en el mueble.**

